

Bake a cake

DIY by Panduro

 INSTRUCTIONS INSIDE



Colourful Cake

Q 85586



Rainbow Cake

Q 85587



All in Cake

Q 85588



290341

290948

290947


290945



291463

290175


140459



290365

100515

290366



140814

140811

290175



140808

140811

140814

140809

140807

140804



290948

290945

290951

290949

290339

123456

2016-xx


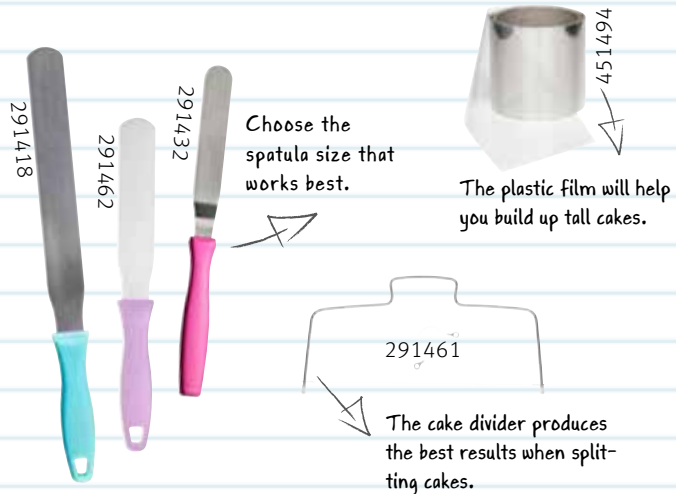


www.pandurohobby.com

Q 12345 Would you like to know more about the picture?
Search for the number on our website!

Make cakes like a pro!

Who says a cake can't be rainbow coloured? Or adorned with purple flowers? Make gorgeous baked goods that are lovely to behold and delicious to eat. With sugarpaste, gel food colouring, sprinkles and our baking tools, it's easy as can be. Even if you're not usually a baker!



Choose from 1, 2 or 3 tiers for your cake in sizes 18, 22 or 26 cm.

Cake bases make it easier to move cakes and assemble tiered cakes.



Rose Cake



Caramel Corn Cake



Sprinkles Cake

How many pieces?

	8-10 cm tall cake	16-20 cm tall cake
18 Ø	8 pieces	16 pieces
22 Ø	12 pieces	24 pieces
26 Ø	18 pieces	36 pieces

